




Lesson 35b

Nasalized A



Suggested Schedule for a 2-Day Lesson

Step

Time

Day 1

Step 1: Phonemic Awareness	2 minutes
Step 2: Visual Drill	3 minutes
Step 3: Auditory Drill	5 minutes
Step 4: Blending Drill	5 minutes
Step 5: New Concept	15 minutes

Day 2

Step 5: New Concept (review)	3 minutes
Step 6: Word Work	6 minutes
Step 7: Irregular Words	6 minutes
Step 8: Connected Text	15 minutes

These lesson slide decks were designed to accompany the *UFLI Foundations* program. Refer to the *UFLI Foundations* manual for lesson plans and additional guidance for instruction.

Visit ufliteracy.org for more information.

Symbol Key



No slides needed



Share slides in normal view/editing mode



Share slides in slide show view




Share website or other resource



Lesson 35b

Nasalized A

Day 1



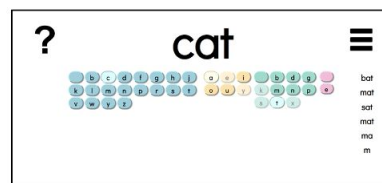
Our Schedule

Day 1

Phonemic Awareness



Blending Drill



Visual Drill




New Concept

mat


cat



Auditory Drill



Phonemic Awareness



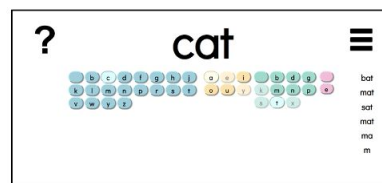
Our Schedule

Day 1

Phonemic Awareness



Blending Drill



Visual Drill




New Concept

mat

cat



Auditory Drill




Visual Drill

a

m

S



p

f

n

d

C

g

b

k

h

r



W

j

y

X

qu

V

Z

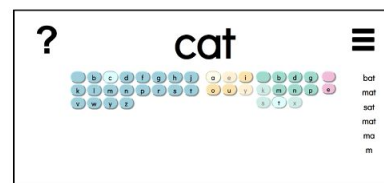
Our Schedule

Day 1

Phonemic Awareness



Blending Drill



Visual Drill




New Concept

mat


cat



Auditory Drill



Auditory Drill





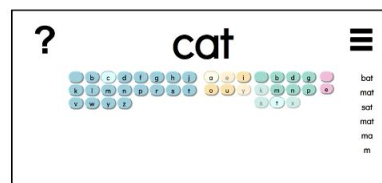
Our Schedule

Day 1

Phonemic Awareness



Blending Drill



Visual Drill




New Concept

mat

cat



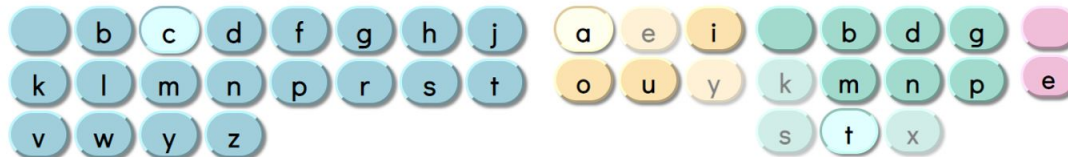
Auditory Drill



Blending Drill

?

cat



bat
mat
sat
mat
ma
m



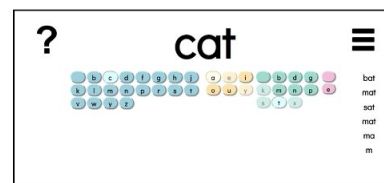
Our Schedule

Day 1

Phonemic Awareness



Blending Drill



Visual Drill




New Concept

mat

cat



Auditory Drill




New Concept

mat

cat



a



cat

map

a

beginning

middle

end

at

as

a

beginning

middle

end

am

Sam

Pam

an

fan

tan

am

an

Aa

Watch me write

a

Let's write together

Watch me read

am

ham

an

ran

Let's read together

am

Sam

jam

Pam

yam

ram

Let's read together

an

and

man

fan

can

pan

Watch me spell

Handwriting practice lines consisting of three sets of solid top and bottom lines with a dashed midline for letter height guidance.

Let's spell together

Three sets of handwriting practice lines. Each set consists of a solid top line, a dashed middle line, and a solid bottom line.

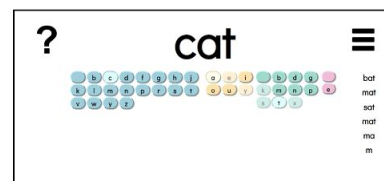
Our Schedule

Day 1

Phonemic Awareness



Blending Drill



Visual Drill




New Concept

mat

cat



Auditory Drill



We did it!


Insert brief reinforcement activity and/or transition to next part of reading block.



Lesson 35b

Nasalized A

Day 2



Our Schedule

Day 2

New Concept Review

mat

cat


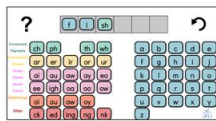


Irregular Words

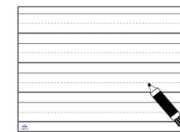

said



Word Work



Connected Text




New Concept Review

mat

cat

a



cat

map

a

beginning

middle

end

at

as

a

beginning

middle

end

am

Sam

Pam

an

fan

tan

am

an

Let's write together

Let's read together

am

jam

and

can

Our Schedule

Day 2

New Concept Review


mat

cat


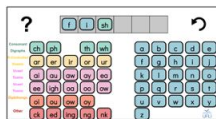


Irregular Words

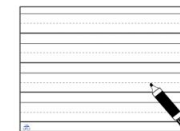

said



Word Work



Connected Text



Word Work

?

f i sh

Consonant Digraphs: ch ph th wh

R-Controlled Vowels: ar er ir or ur

Vowel Teams: ai au aw ay ea

Vowel Teams: ee igh oa oo ow

Diphthongs: oi ou ow oy

Other: ck ed ing ng nk

a b c d e

f g h i j


k l m n o

p q r s t

u v w x y

z

UFLI



Our Schedule

Day 2

New Concept Review

mat

cat


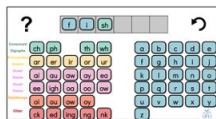


Irregular Words


said



Word Work



Connected Text



Irregular Words

said



Review

the



I



--

a



--

said



Let's spell together

Three sets of handwriting practice lines. Each set consists of a solid top line, a dashed middle line, and a solid bottom line.

Our Schedule

Day 2

New Concept Review

mat

cat


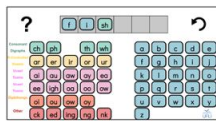


Irregular Words

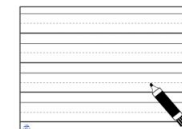

said




Word Work



Connected Text



Connected Text

A rectangular writing template. It contains ten sets of horizontal lines, each consisting of a solid top line, a dashed middle line, and a solid bottom line. In the bottom right corner, there is a small icon of a black pencil with a white eraser. In the bottom left corner, there is a small logo that reads "UFLI" with a stylized bird above it.

Let's read together

I am Sam.

Let's read together

The man has jam.


Let's read together

Dan and I ran a lap.

Let's spell together

Three sets of handwriting practice lines. Each set consists of a solid top line, a dashed middle line, and a solid bottom line.

Decodable Text



Let's Plan a Trip

Sam plans a trip to camp.

Sam asks Dan to plan the trip with him.

Dan said, "Yes! Let's plan a trip! What do we have to do?"

“We have to get the van and the tents,” said Sam.

“I can get the van if you can get the tents,” said Dan.

Dan gets the van.

Sam gets the tents.

The men are glad to be on a trip to camp.

Our Schedule

Day 2

New Concept Review

mat

cat


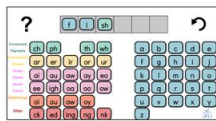


Irregular Words

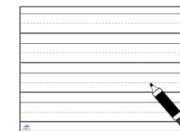

said



Word Work



Connected Text



We did it!

Insert brief reinforcement activity and/or transition to next part of reading block.